



National Committee on Uniform Traffic Control Devices

17200 West Bell Road No.1135 * Surprise, Ariz. 85374
Telephone (623) 214-2403 * e-mail: ncutcd@aol.com

1 **NOTE: This is a recommendation by NCUTCD to FHWA to add or revise the**
2 **content of the MUTCD. This proposal by itself does not constitute official**
3 **standards or guidance. Regardless of NCUTCD approval status, any proposed**
4 **change or revision has no legal or official status until specifically approved by**
5 **FHWA through either the Interim Approval process or adoption into a new edition**
6 **of the MUTCD.**

7
8 **TECHNICAL COMMITTEE:** Bicycle Technical Committee (BTC)

9
10 **TOPIC:** Signing for Bicycle Access to Freeways

11
12 **STATUS/DATE OF ACTION:**

13 **TC Drafts:** 06/17/2009

14 **TC Approval:** 06/19/2009

15 **Transmitted to Sponsors:** 08/09/2009

16 **TC Revision:** 01/06/2010

17 **Council Approval:** **01/08/2010**

18
19 **ORIGIN OF REQUEST:** FHWA Sign Synthesis, RWSTC

20
21 **AFFECTED SECTIONS OF MUTCD:** Chapter 9B - Bicycle Regulatory Signs (Section
22 9B.10 in the 2003 MUTCD, Section 9B.11 of
23 the draft NPA):

24
25 **SUMMARY & DISCUSSION:**

26
27 In some instances, such as in isolated rural areas or on bridges over large rivers or
28 other natural features or barriers, a freeway may be the only available means of travel
29 between destinations. To accommodate through travel, a number of States and other
30 highway agencies permit bicycle travel on the shoulders of freeways under their
31 jurisdiction. A notable observation has been that very few bicycle-motor vehicle crashes
32 have been reported on freeway shoulders open to bicycle travel around the US.

33
34 As states have adopted policies and guidelines for bicycle access to freeways, a variety
35 of different signs have been developed to address bicycle permission and prohibition. In
36 the recent Non-MUTCD Sign Synthesis, FHWA identified several signs in use across
37 the US, and suggested that this category of signs be standardized in the national
38 MUTCD. The NCUTCD Regulatory & Warning Sign Technical Committee (RWSTC) has
39 also asked the BTC to look into this issue.

1
2 The BTC is proposing the following section and figures to add these signs to the
3 Federal MUTCD. The NCUTCD RWSTC has reviewed and concurred with this
4 proposal.
5

1 **RECOMMENDED MUTCD PROVISIONS/ REVISIONS:**

2
3 Add the following text and figures to the section on Bicycle Regulatory Signs (Section
4 9B.11 of the 2009 MUTCD):

5
6 Option:

7
8 The Bicycles Use Shoulder Only (R9-xx) sign may be used to denote locations on a freeway
9 where bicyclists are permitted, but must remain on an available and usable shoulder.

10
11 The On Freeway plaque (R5-xxP) may be used with an appropriate Selective Exclusion sign to
12 denote a prohibition on ramps leading to an adjacent or parallel freeway (see Figure 9B-x2).

13
14 **Standard:**

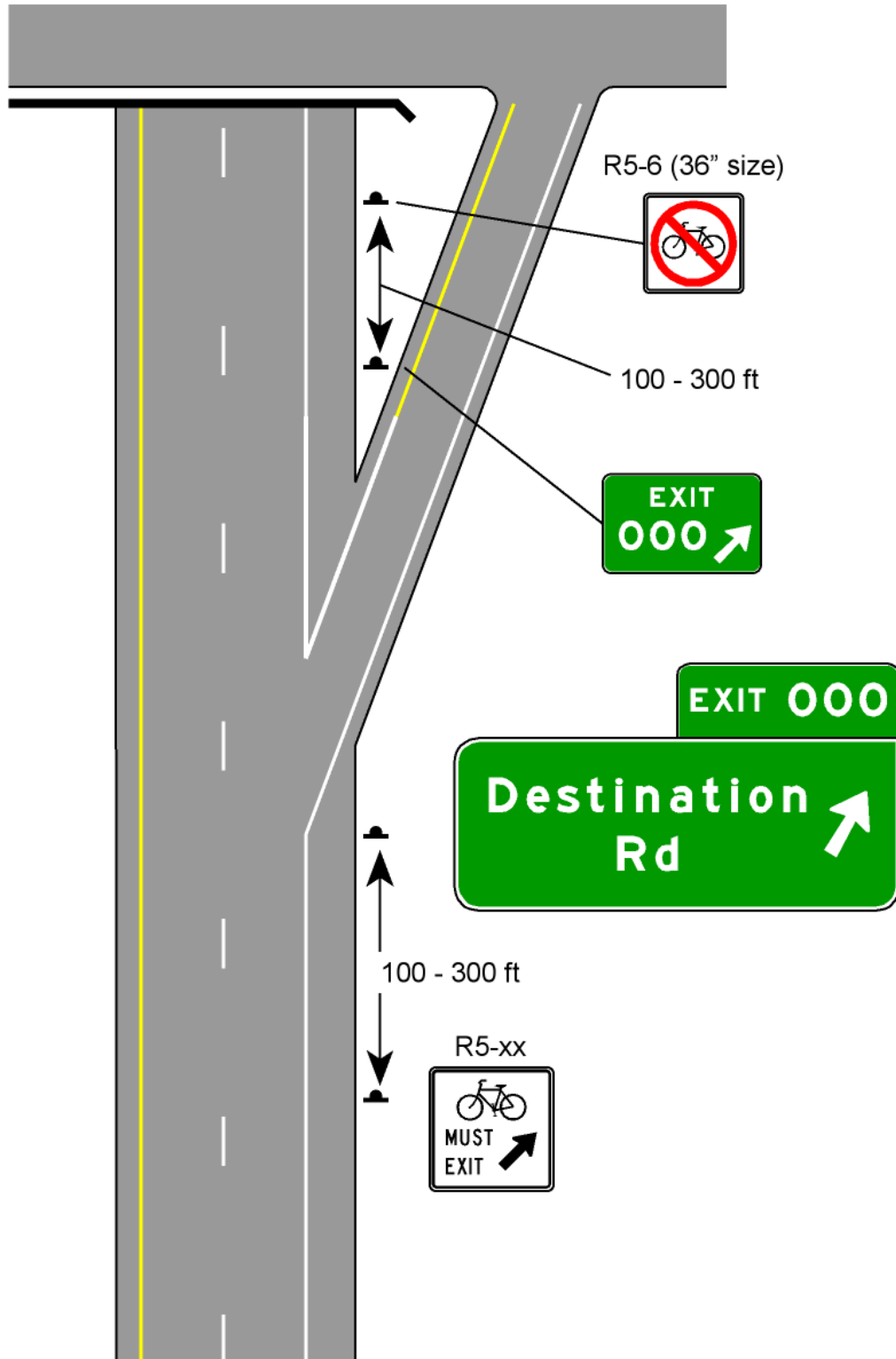
15
16 **The Bicycles Use Shoulder Only sign shall only be used on freeways.**

17
18 **The Bicycles Must Exit (R5-xx) sign shall be used in advance of a location where a freeway**
19 **becomes prohibited to bicycle travel, and shall be placed in advance of the last intersection**
20 **or ramp prior to the prohibited segment of freeway (see Figure 9B-x1). If the Bicycles Must**
21 **Exit sign is used, a R5-6 No Bicycles sign shall be placed downstream from the intersection**
22 **or ramp where the prohibited segment of freeway begins.**

23
24
25
26 Guidance:

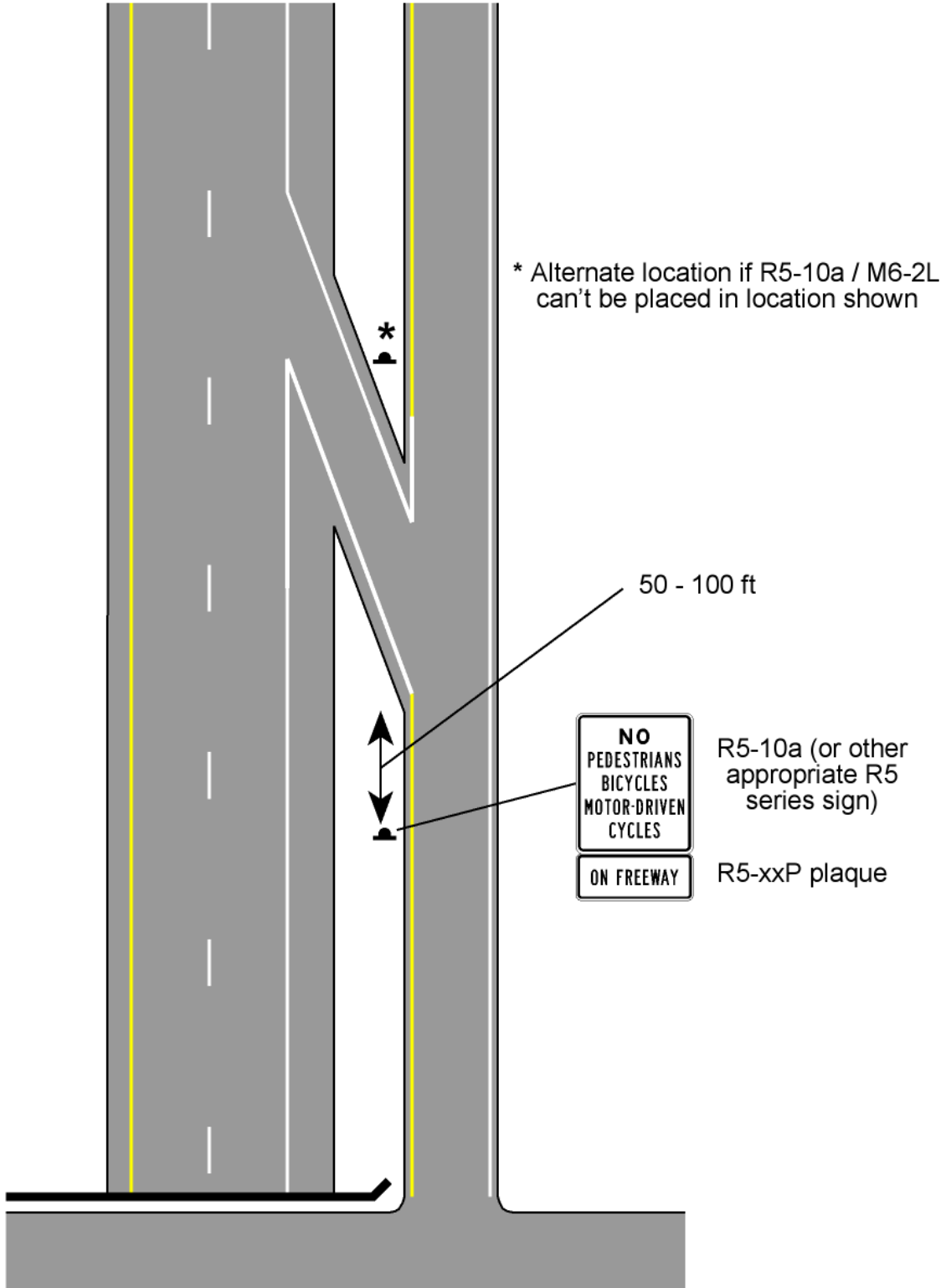
27
28 The Bicycles Use Shoulder Only sign should be placed adjacent to the on-ramp or entrance to the
29 freeway at or near the location where the full-width shoulder resumes beyond the entrance ramp
30 taper.

Figure 9B-x1. Signing For Termination of Bicycle Access on Freeways



1
2

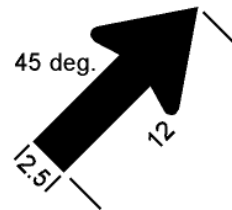
**Figure 9B-x2. Signing For Freeways Where Bicyclists Are Prohibited
(With Adjacent Frontage Road)**



30




R5-xx
Bicycles Must Exit



1
2

18



R9-xx
Bicycles Use Shoulder Only

1
2



R5-xxP
'On Freeway' plaque
30" x 12" panel, 4B text

1